






Super Rugby - Tournament Log - 2013



Combined Log

	Team	Played	Won	Lost	Drawn	Tries for	Tries against	Points for	Points against	Points diff.	Bonus points	Byes	Total Log Points	
1	Chiefs	16	12	4	0	50	38	458	364	94	10	2	66	1
2	Bulls	16	12	4	0	41	34	448	330	118	7	2	63	2
3	Brumbies	16	10	4	2	43	31	430	295	135	8	2	60	3
4	Crusaders	16	11	5	0	44	31	446	307	139	8	2	60	
5	Reds	16	10	4	2	31	23	321	296	25	6	2	58	
6	Cheetahs	16	10	6	0	38	32	382	358	24	6	2	54	
7	Stormers	16	9	7	0	30	18	346	292	54	6	2	50	
8	Sharks	16	8	8	0	40	31	384	305	79	8	2	48	
9	Waratahs	16	8	8	0	45	34	411	371	40	5	2	45	
10	Blues	16	6	10	0	40	36	347	364	-17	12	2	44	
11	Hurricanes	16	6	10	0	41	49	386	457	-71	9	2	41	
12	Rebels	16	5	11	0	44	65	382	515	-133	9	2	37	
13	Force	16	4	11	1	26	34	267	366	-99	5	2	31	
14	Highlanders	16	3	13	0	40	55	374	496	-122	9	2	29	
15	Kings	16	3	12	1	27	69	298	564	-266	2	2	24	
	Totals	120	117	117	3	580	580	5680	5680	0	110	30	710	
AUS	Australian Conference													AUS
1	Brumbies	16	10	4	2	43	31	430	295	135	8		60	1
2	Reds	16	10	4	2	31	23	321	296	25	6		58	2
3	Waratahs	16	8	8	0	45	34	411	371	40	5		45	3
4	Rebels	16	5	11	0	44	65	382	515	-133	9		37	4
5	Force	16	4	11	1	26	34	267	366	-99	5		31	5
NZ	New Zealand Conference													NZ
1	Chiefs	16	12	4	0	50	38	458	364	94	10		66	1
2	Crusaders	16	11	5	0	44	31	446	307	139	8		60	2
3	Blues	16	6	10	0	40	36	347	364	-17	12		44	3
4	Hurricanes	16	6	10	0	41	49	386	457	-71	9		41	4
5	Highlanders	16	3	13	0	40	55	374	496	-122	9		29	5
SA	South African Conference													SA
1	Bulls	16	12	4	0	41	34	448	330	118	7		63	1
2	Cheetahs	16	10	6	0	38	32	382	358	24	6		54	2
3	Stormers	16	9	7	0	30	18	346	292	54	6		50	3
4	Sharks	16	8	8	0	40	31	384	305	79	8		48	4
5	Kings	16	3	12	1	27	69	298	564	-266	2		24	5

*The top 3 teams of each conference lies at the top of the Combined Log and then the rest follows after that.

Australia

New Zealand

South Africa

Total
Log Points
per Conference

231.0

240.0

239.0

Average
Log Points
per Team

46.2

48.0

47.8

*The team having a bye automatically gets 4 log points for the weekend.