




















RUGBY WORLD CUP 2015 - LOGS

POOL A	PI	W	L	D	Pf	Pa	±	Tf	Ta	Bp	P
Australia 	4	4	0	0	141	35	106	17	2	1	17
Wales 	4	3	1	0	111	62	49	11	2	1	13
England 	4	2	2	0	133	75	58	16	5	3	11
Fiji 	4	1	3	0	84	101	-17	10	11	1	5
Uruguay 	4	0	4	0	30	226	-196	2	36	0	0
	10	10	10	0	499	499	0	56	56		

POOL B	PI	W	L	D	Pf	Pa	±	Tf	Ta	Bp	P
South Africa 	4	3	1	0	176	56	120	23	4	4	16
Scotland 	4	3	1	0	136	93	43	14	9	2	14
Japan 	4	3	1	0	98	100	-2	9	12	0	12
Samoa 	4	1	3	0	69	124	-55	7	13	2	6
USA 	4	0	4	0	50	156	-106	5	20	0	0
	10	10	10	0	529	529	0	58	58		

POOL C	PI	W	L	D	Pf	Pa	±	Tf	Ta	Bp	P
New Zealand 	4	4	0	0	174	49	125	25	3	3	19
Argentina 	4	3	1	0	179	70	109	22	7	3	15
Georgia 	4	2	2	0	53	123	-70	5	16	0	8
Tonga 	4	1	3	0	70	130	-60	8	17	2	6
Namibia 	4	0	4	0	70	174	-104	8	25	1	1
	10	10	10	0	546	546	0	68	68		

POOL D	PI	W	L	D	Pf	Pa	±	Tf	Ta	Bp	P
Ireland 	4	4	0	0	134	35	99	16	2	2	18
France 	4	3	1	0	120	63	57	12	6	2	14
Italy 	4	2	2	0	74	88	-14	7	8	1	9
Romania 	4	1	3	0	60	129	-69	7	17	0	4
Canada 	4	0	4	0	58	131	-73	7	16	2	2
	10	10	10	0	446	446	0	49	49		

QUARTER FINALS	PI	W	L	D	Pf	Pa	±	Tf	Ta
South Africa (B1) 	1	1	0	0	23	19	4	1	1
Wales (A2) 	1	0	1	0	19	23	-4	1	1
New Zealand (C1) 	1	1	0	0	62	13	49	9	1
France (D2) 	1	0	1	0	13	62	-49	1	9
Ireland (D1) 	1	0	1	0	20	43	-23	2	4
Argentina (C2) 	1	1	0	0	43	20	23	4	2
Australia (A1) 	1	1	0	0	35	34	1	5	3
Scotland (B2) 	1	0	1	0	34	35	-1	3	5
	4	4	4	0	249	249	0	26	26

SEMI FINALS	PI	W	L	D	Pf	Pa	±	Tf	Ta
South Africa (WQF1) 	1	0	1	0	18	20	-2	0	2
New Zealand (WQF2) 	1	1	0	0	20	18	2	2	0
Argentina (WQF3) 	1	0	1	0	15	29	-14	0	4
Australia (WQF4) 	1	1	0	0	29	15	14	4	0
	2	2	2	0	82	82	0	6	6

3rd PLACE PLAY-OFF	PI	W	L	D	Pf	Pa	±	Tf	Ta
South Africa (LSF1) 	1	1	0	0	24	13	11	2	1
Argentina (LSF2) 	1	0	1	0	13	24	-11	1	2
	1	1	1	0	37	37	0	3	3

FINAL	PI	W	L	D	Pf	Pa	±	Tf	Ta
New Zealand (WSF1) 	1	1	0	0	34	17	17	3	2
Australia (WSF2) 	1	0	1	0	17	34	-17	2	3
	1	1	1	0	51	51	0	5	5

Legend

PI = Played
W = Won
L = Lost
D = Draw
Pf = Points for
Pa = Points against
± = Difference
Tf = Tries for
Ta = Tries against
Bp = Bonus points
P = Log Points